

3 weeks post ASO injection to adult mice

Figure 3C. Anterior cortex


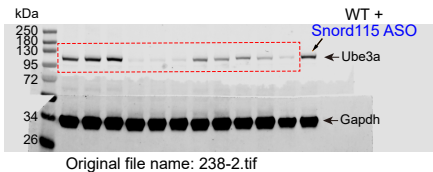

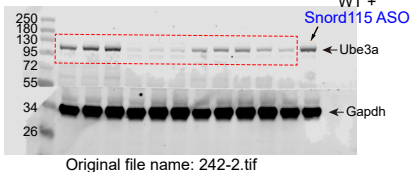


Figure 3C. Hippocampus



10 weeks post ASO injection to adult mice

Figure 3C. Anterior cortex


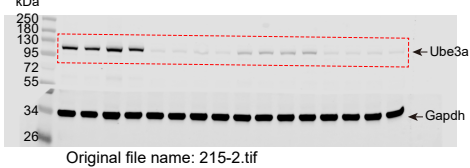


Figure 3C. Hippocampus

